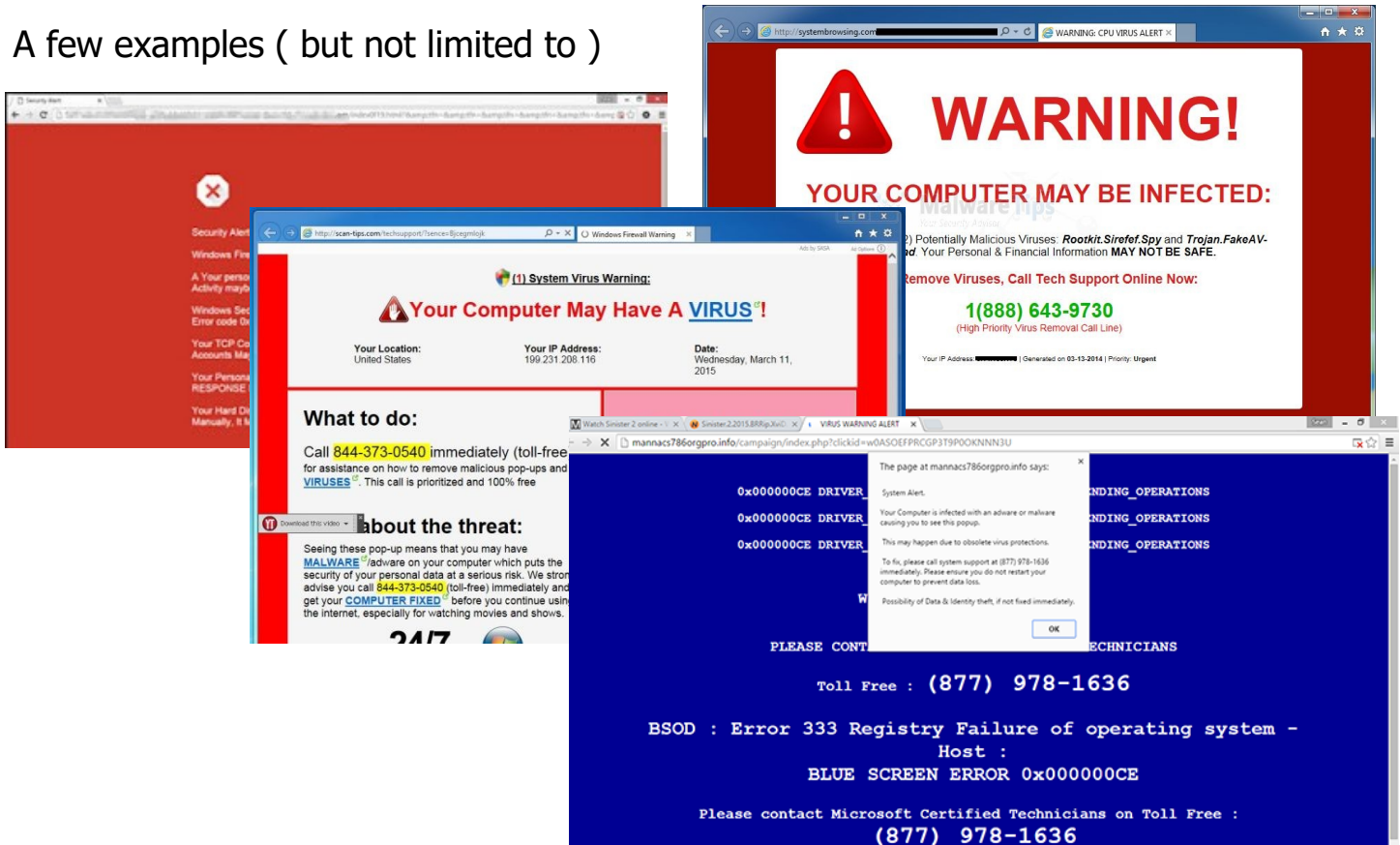


Web Browser Virus Warning Scam

The “Webpage Tech Support Scam” can appear in many different forms. Common to all... **They want you to call a telephone number.**

A few examples (but not limited to)



1

If a **telephone number** is on your screen it is a **SCAM-100%** of the time! Real Microsoft errors only have error codes—never a phone number. Microsoft never calls or encourages you to call them EVER. Microsoft is a software developer—they don't fix computers.

2

Don't believe it! This webpage has no idea what condition your computer may be in. ** Unsolicited phone calls about your computer are fake as well. Your computer is not reporting to anyone! They are all scammers!

3

Where have you been?

Try and remember what you just clicked on.. And don't click on it again! Think back on how you got here. Try not to revisit that page /link!

REMOVAL! REMOVAL! REMOVAL! REMOVAL! REMOVAL! REMOVAL!

REMOVAL!

To get out of this scam...

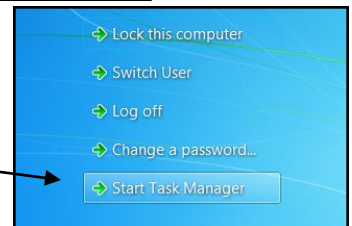
1. Press **CTRL + ALT + DEL** Keys all at the same time



**Hold down the CTRL + ALT with two fingers on your left hand. Then tap the DEL (Delete) key once With your right index finger.

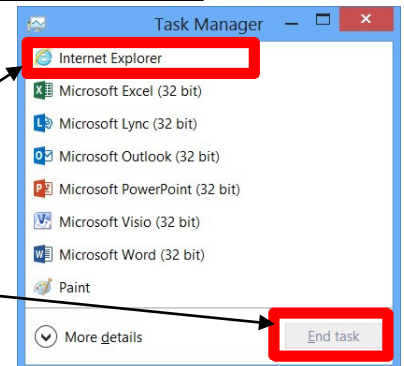


2. The blue option screen will appear. Choose "**Start Task Manager**" from the list (1X left click)



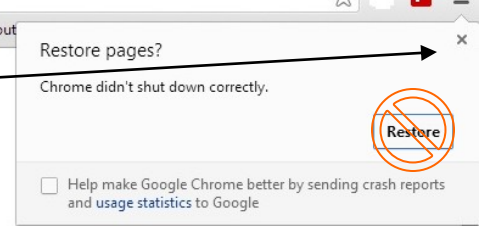
3. Task Manager will open and you should see a list of running programs. Locate your **internet browser** on the list. Most commonly— Google Chrome, Internet explorer or FireFox Click one time on the browser instance and it will highlight for you.

*** if you browser is not on the list—we need to use another method. Please call me.



4. Now press "**End Task**" at the bottom of the window. Your browser will now be closed. (Message will be gone)

5. Restart your browser. The browser will often ask if you want to restore pages. **DO NOT RESTORE YOUR WEBPAGE**
 (Google Chrome: X out at the top of message)
 (Internet explorer—choose "Go to your Home Page")
 (Firefox— Choose "Start new Session")
 (Microsoft Edge can be tricky... **call me for this one**)



Now you are back! As a precaution you can do steps 6,7,8 and 9 To be certain that nothing bad has been left in your computer.

If this method doesn't work—Call me. **Don't Call the number on the screen!**
 Don't hesitate to call me for help at any time!
705 566-2874 - kellie@mrsclifford.ca - www.mrsclifford.ca



6. Clear out your temporary internet files
7. Run Malwarebytes to check for spyware
8. Scan your computer with your antivirus
9. **Please share this with everyone!**
Lets save people from being scammed!